

POTATO PEST & DISEASES

Photo acknowledgements

Thank you to the following individuals and organisations who allowed us to use their images:
 Potato wart - Fera Science Ltd : <https://www.fera.co.uk/>
 Root knot nematode - Dr Suzie Jones, Tasmanian Institute of Agriculture, Australia
 Verticillium & Zebra chip - Iain Kirkwood, Potatoes New Zealand
 All other images - Graeme Stroud, AHDB, UK
 Potato tuber moth - United Nations, 2014. UNECE (ECE/TRADE/416) 2014. © SASA
 Wireworm - United Nations, 2014. UNECE (ECE/TRADE/416) 2014. © FN3PT.



Late blight
Phytophthora infestans



Pink rot
Phytophthora erythroseptica



Dry rot
Fusarium spp.




Gangrene
Phoma exigua



Bacterial soft rot
Erwinia carotovora



Leak
Pythium ultimum var. *ultimum*



Powdery scab
Spongospora subterranea



Common scab
Streptomyces scabies




Silver scurf
Helminthosporium solani



Black scurf
Rhizoctonia solani



Potato wart
Synchytrium endobioticum



Black dot
Colletotrichum coccodes



Violet root rot
Helicobasidium purpureum



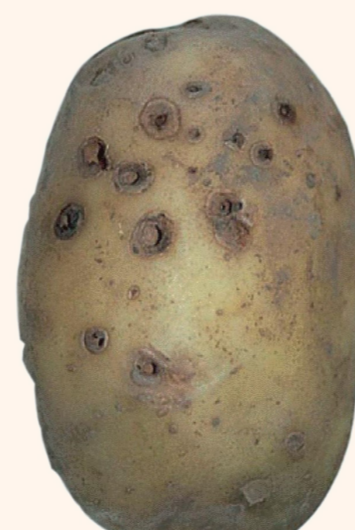
Verticillium
Verticillium spp.



Spraing
Caused by Potato Mop Top Virus or Tobacco Rattle Virus



Zebra chip
Candidatus Liberibacter solanacearum (Lso)




Wireworm
Family Elateridae
several species



Potato tuber moth
Phthorimaea operculella



Root knot nematode
Meloidogyne spp.



Potato cyst nematode
Globodera spp.